

Setup

=====

WinCT - UFC (Windows Communication Tools for UFC)

This software “Windows Communication Tools for UFC” (“WinCT-UFC”) serves as the Windows setting tools for editing UFC Output Format on a PC to output from an A&D weighing instrument equipped with the UFC function and for storing it in the weighing instrument.

Below are instructions for installation and use of WinCT-UFC.

=====

1. System Requirements

1-1) PC

OS: Microsoft Windows 10 / Windows 8.1 / Windows 7

1-2) Weighing instruments

WinCT-UFC can be used with the following A&D weighing instrument equipped with the UFC function (see table below).

As of November 2020

Weighing instrument	Model
Precision balances	BA series
	GX-A/GF-A series
	GX-M/GF-M series
Counting scales	FC-i/FC-Si series
	HC-i series
Digital platform scales	HV-C/CP and HW-C/CP series
Checkweighing scales	FS-i series

1-3) Cable

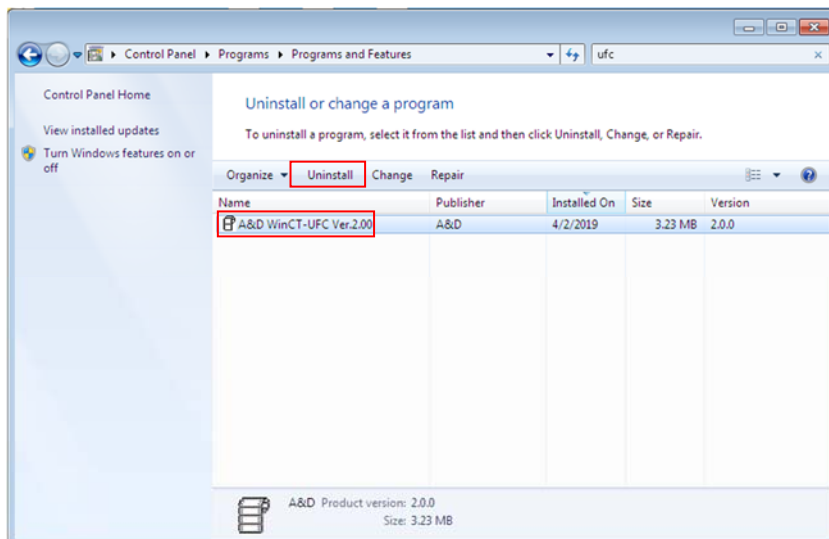
Please refer to the manual of the intended model.

Note

- Back up important data in the PC before installing WinCT-UFC.

2. Installation Instructions

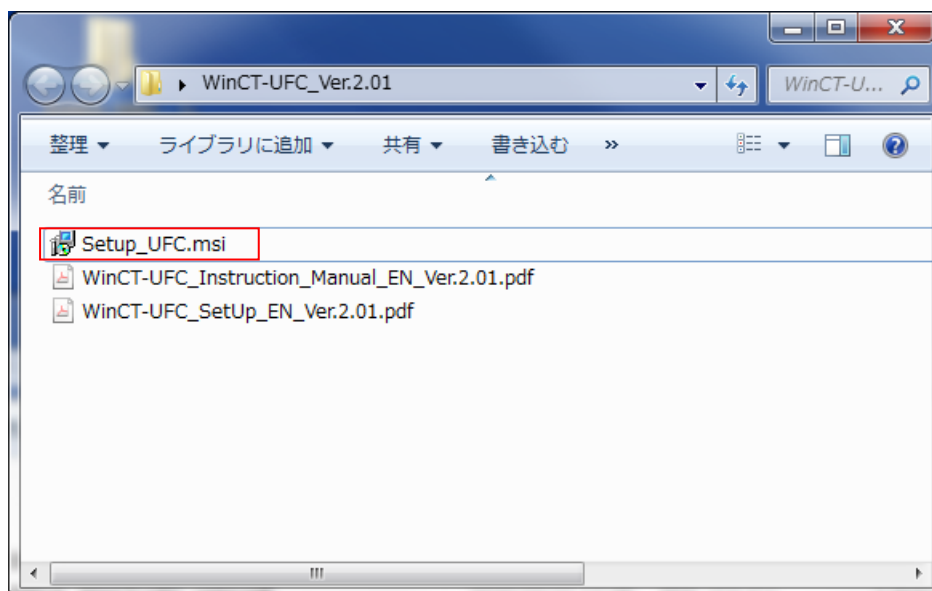
Step 1 If a previous version of WinCT-UFC is installed on the PC uninstall it.



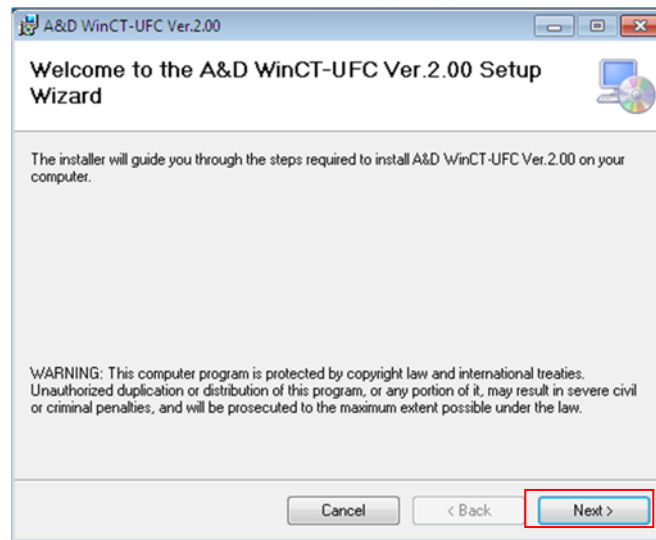
Step 2 Close all open applications in Windows.

Step 3 Install WinCT-UFC.

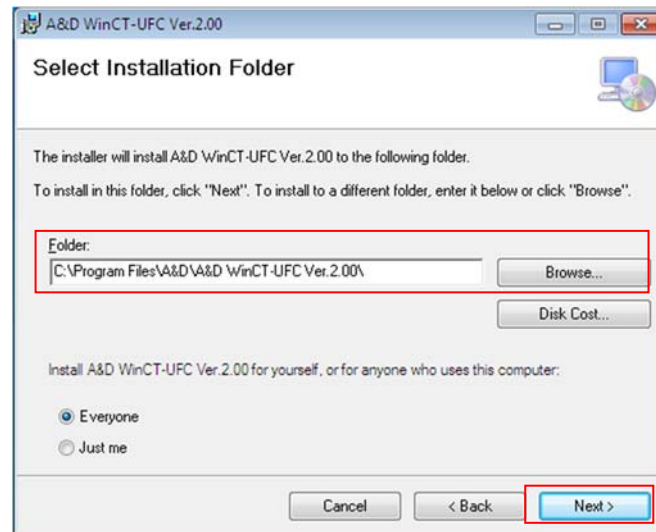
Run Setup-UFC.msi.



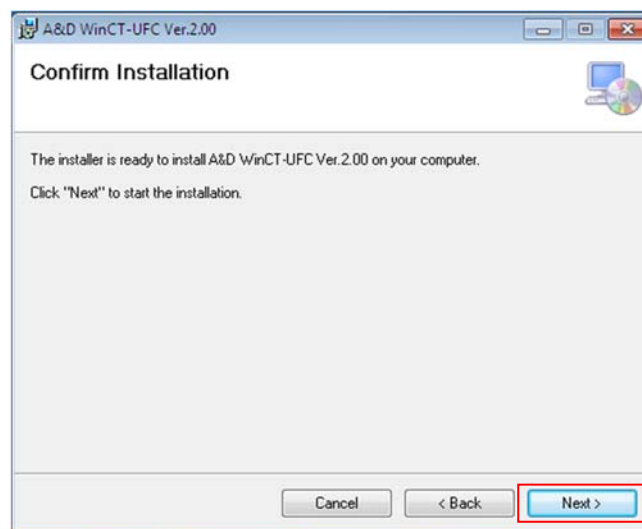
Step 4 The setup wizard is displayed. Please click [Next].



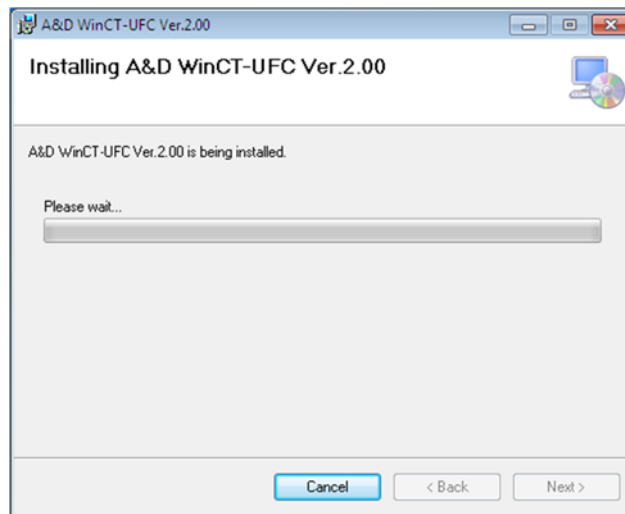
Step 5 Select the installation folder, and click [Next].



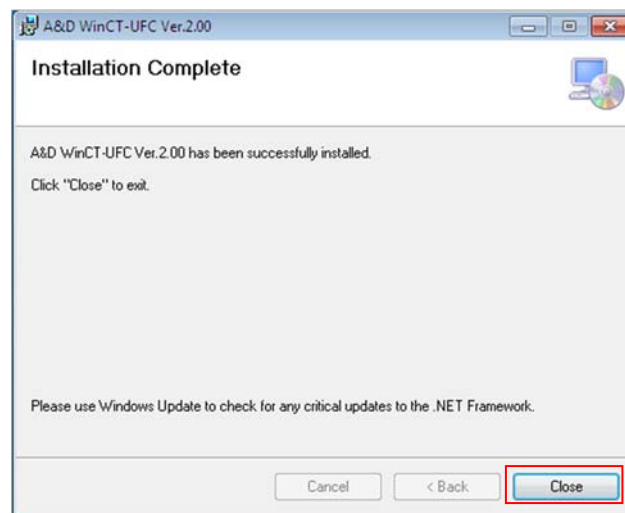
Step 6 Click [Next].



Step 7 Installation will start. Please wait for a while to complete.



Step 8 When installation is complete, click [Close] to finish.



3. Starting WinCT-UFC

Select WinCT-UFC from the START menu. The default menu address is [Start] - [program] - [A&D WinCT-UFC]. You will find the instruction manual in the Readme file under [A&D WinCT-UFC].

Note

- WinCT-UFC is a program for balances that use the A&D format. A&D does not guarantee performance or compatibility when other manufacture's balances are used with WinCT-FRD.
- If you have problems or questions about compatibility with third party software, contact the manufacturer for information.

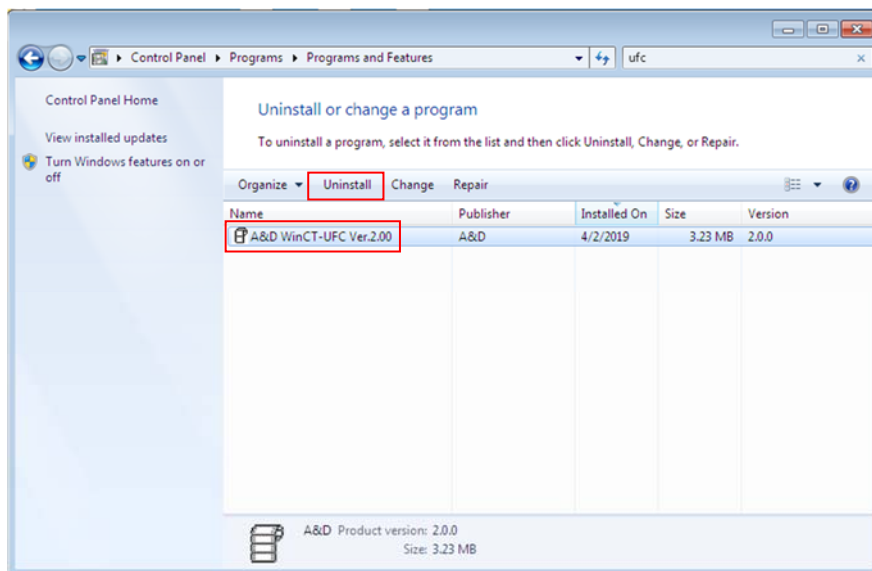
4. License Agreement and Limited Warranty

- WinCT-UFC is subject to change without notice and does not represent a commitment by A&D to support earlier versions or to make changes to support non standard computers.
- WinCT-UFC is intended for the transmission of data from an A&D balance to a PC, and command transmission for controlling the balance.
- Under copyright laws, the WinCT-UFC program may not be copied, in whole or part, without the consent of A&D, except as specified in the license agreement.
- WinCT-UFC should only be installed on the hard disk or peripheral storage devices of a PC connected to an A&D weighing instrument.
- A&D bears no liability for direct, indirect, special, incidental, or consequential damages resulting from any defect in the WinCT-UFC program or the readme file, even when advised of the possibility of such damage.
- A&D is not responsible or liable for the loss of any programs and/or data stored in the PC on which WinCT-UFC was installed, including the costs of recovering said lost programs or data.

Microsoft and Windows are trademarks or registered trademarks of Microsoft Corporation.

5. Uninstallation Instructions

Use the "Add/Remove Programs" icon in the control panel to remove this program from your PC.



11/2020

A&D